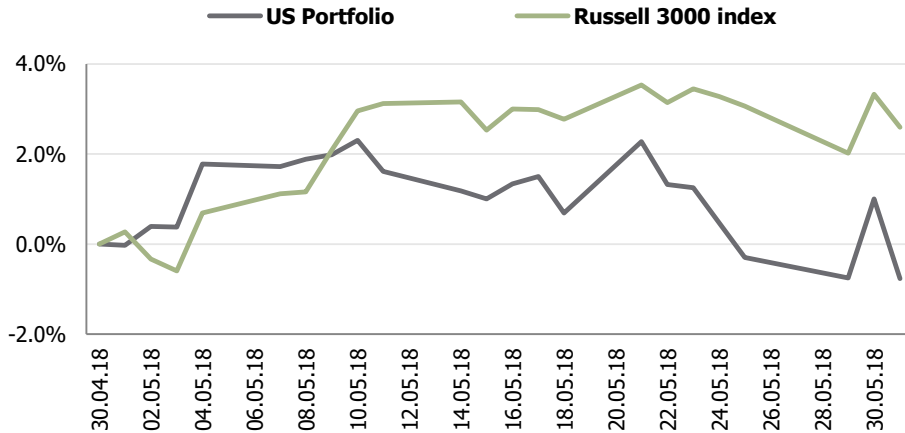


Transparent Knowledge

US portfolio monthly data

MTD portfolio performance vs benchmark



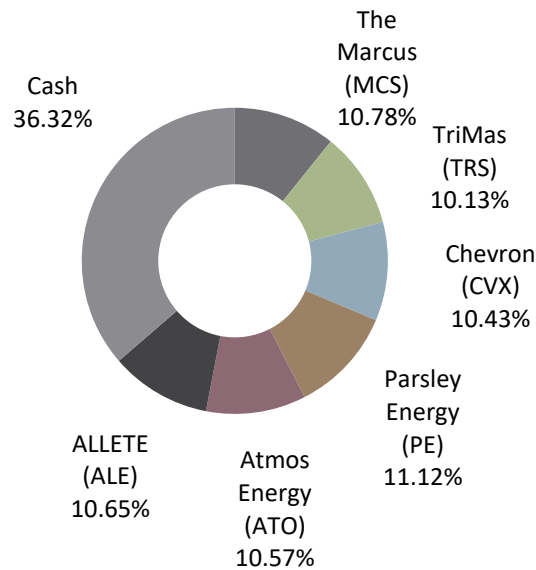
Portfolio indicators

	1 month	3 month	6 month	YTD	Since inception*
Return					
US portfolio	-0.8%	2.0%	0.5%	0.0%	22.4%
Russell 3000 index	2.6%	0.7%	2.6%	1.8%	12.1%
Standard deviation (δ)					
Portfolio	3.8%	6.5%	8.6%	8.2%	10.5%
Benchmark	2.9%	8.5%	11.6%	11.4%	12.6%
Downside risk (dd)					
Portfolio	2.2%	4.4%	7.1%	6.7%	7.3%
Benchmark	1.3%	7.2%	10.7%	10.5%	10.0%

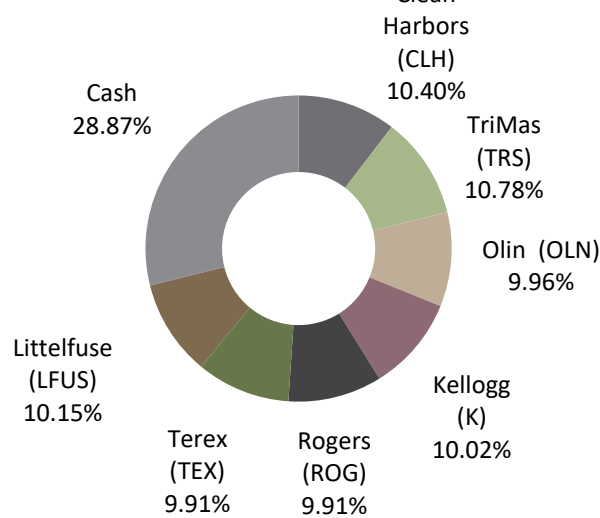
*Annualized since 2013

Portfolio structure

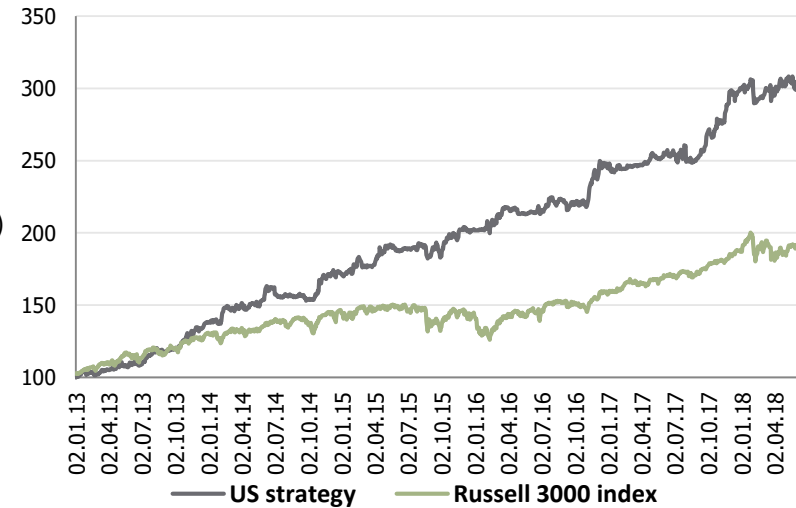
30.04.2018



31.05.2018



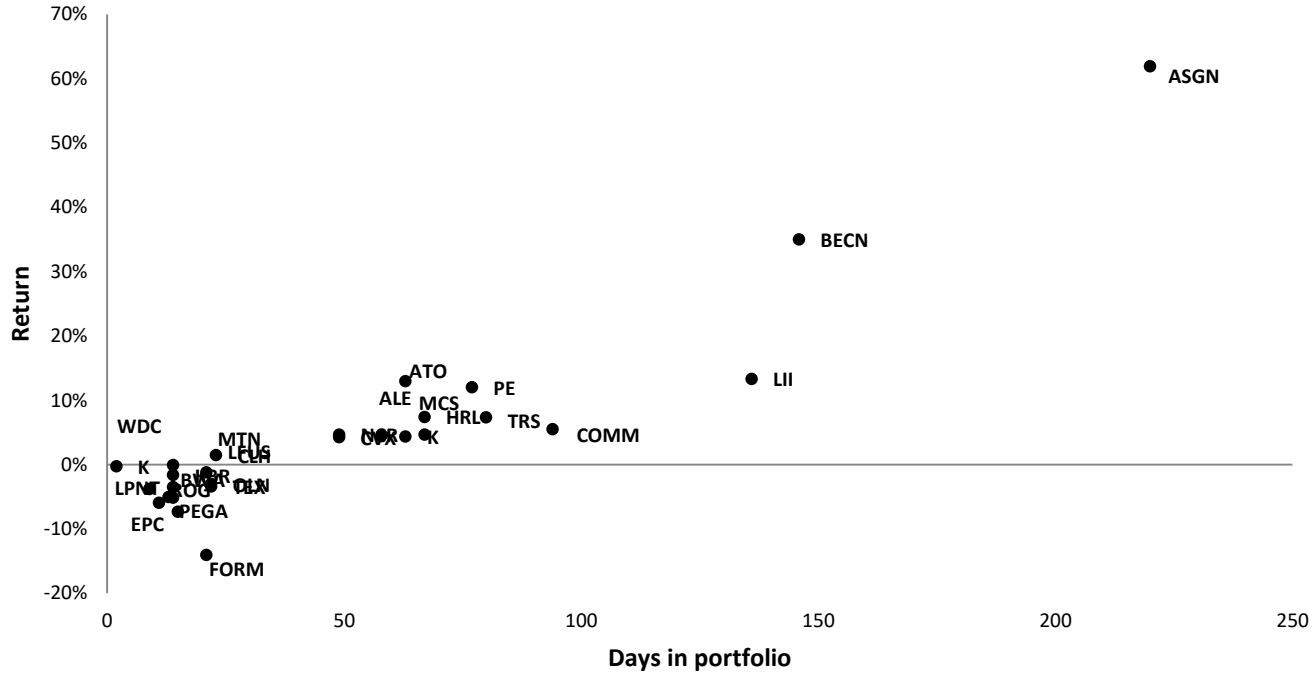
Portfolio performance since inception



For the full list of open/closed positions please refer to Appendix 1

US portfolio performance YTD

YTD positions statistics



Monthly performance

	J	F	M	A	M	J	J	A	S	O	N	D	FY	Benchmark
2013	3.1%	-0.7%	3.2%	2.3%	1.3%	-0.4%	7.5%	0.3%	1.7%	6.1%	6.0%	3.1%	38.6%	27.7%
2014	0.0%	6.2%	1.7%	1.3%	1.3%	5.8%	-3.5%	-0.7%	-1.1%	6.2%	4.8%	0.0%	23.7%	10.5%
2015	0.3%	2.5%	0.9%	6.8%	-1.2%	0.4%	2.3%	-4.5%	0.0%	7.3%	2.1%	0.0%	17.8%	-1.5%
2016	0.7%	1.6%	5.3%	-2.0%	0.4%	0.9%	3.4%	-0.7%	-0.4%	0.3%	7.9%	2.5%	21.3%	10.4%
2017	0.5%	0.0%	0.3%	3.0%	-0.6%	0.6%	2.2%	-3.2%	6.8%	3.6%	6.9%	0.5%	22.2%	18.9%
2018	1.9%	-3.8%	2.2%	0.6%	-0.8%								0.0%	1.8%

Positive month
Negative month
Flat month
Best month
Worst month

List of recommendations for 2018

Ticker	Name	Open date	Close/ valuation date	Days open	Return
ROST	Ross Stores	23.08.2017	06.02.2018	167	32.9%
BECN	Beacon Roofing Supply	30.08.2017	23.01.2018	146	35.0%
ASGN	On Assignment	19.09.2017	27.04.2018	220	61.9%
LII	Lennox International	22.09.2017	05.02.2018	136	13.3%
COMM	CommScope Holding	06.11.2017	08.02.2018	94	5.5%
HRL	Hormel Foods	10.11.2017	16.01.2018	67	7.4%
K	Kellogg	15.11.2017	17.01.2018	63	4.3%
NCR	NCR	19.12.2017	06.02.2018	49	4.6%
LPNT	LifePoint Health	27.12.2017	10.01.2018	14	-5.2%
EPC	Edgewell Personal Care	10.01.2018	24.01.2018	14	-0.1%
MTN	Vail Resorts	22.01.2018	02.02.2018	11	-5.9%
WDC	Western Digital	23.01.2018	06.02.2018	14	-3.5%
PEGA	Pegasystems	24.01.2018	06.02.2018	13	-5.1%
MCS	The Marcus	28.02.2018	02.05.2018	63	13.0%
TRS	TriMas	12.03.2018	31.05.2018	80	7.3%
FORM	FormFactor	12.03.2018	02.04.2018	21	-14.1%
PE	Parsley Energy	14.03.2018	30.05.2018	77	12.0%
ATO	Atmos Energy	15.03.2018	21.05.2018	67	4.7%
ALE	ALLETE	21.03.2018	18.05.2018	58	4.5%
BWA	BorgWarner	12.04.2018	27.04.2018	15	-7.4%
CVX	Chevron	12.04.2018	31.05.2018	49	4.3%
KBR	KBR	13.04.2018	27.04.2018	14	-1.6%
CLH	Clean Harbors	08.05.2018	31.05.2018	23	1.5%
OLN	Olin	09.05.2018	31.05.2018	22	-3.0%
TEX	Terex	09.05.2018	31.05.2018	22	-3.4%
LFUS	Littelfuse	10.05.2018	31.05.2018	21	-1.3%
ROG	Rogers	22.05.2018	31.05.2018	9	-3.8%
K	Kellogg	29.05.2018	31.05.2018	2	-0.3%

Positions closed or opened during current month are highlighted