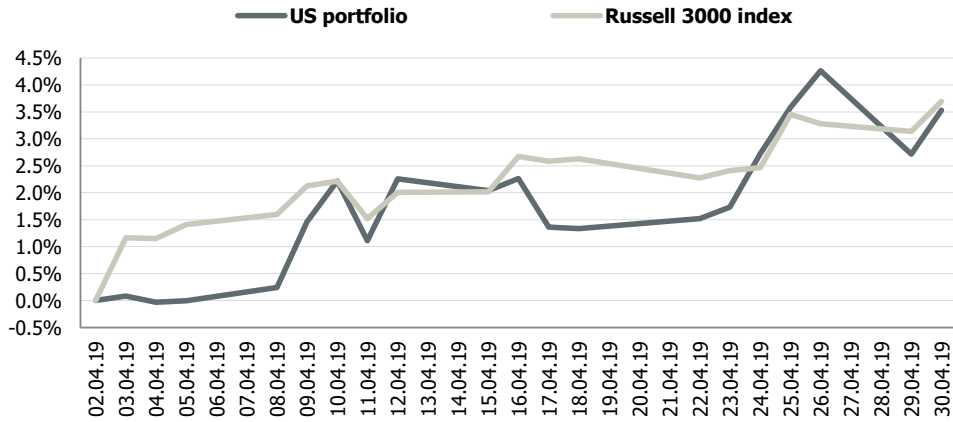


# **Transparent Knowledge**

# US portfolio monthly data

## MTD portfolio performance vs benchmark



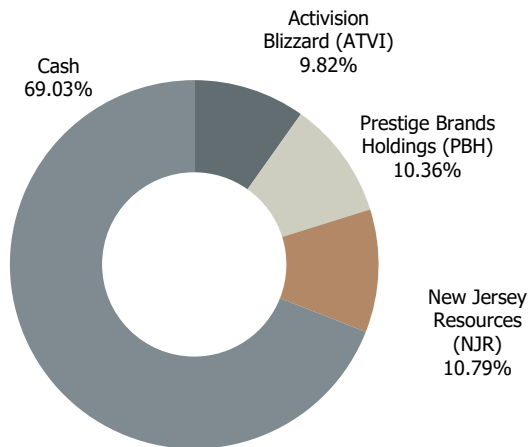
## Portfolio indicators

	1 month	3 month	6 month	YTD	Since inception*
<b>US portfolio</b>	2.6%	0.2%	2.7%	4.7%	19.7%
<b>Russell 3000 index</b>	3.9%	8.7%	8.6%	17.9%	11.6%
<b>Standard deviation (σ)</b>					
Portfolio	3.5%	5.7%	7.0%	6.9%	10.4%
Benchmark	1.9%	4.6%	12.2%	7.0%	13.0%
<b>Downside risk (dd)</b>					
Portfolio	2.5%	3.5%	4.8%	4.1%	7.4%
Benchmark	1.0%	3.4%	9.3%	5.2%	10.2%

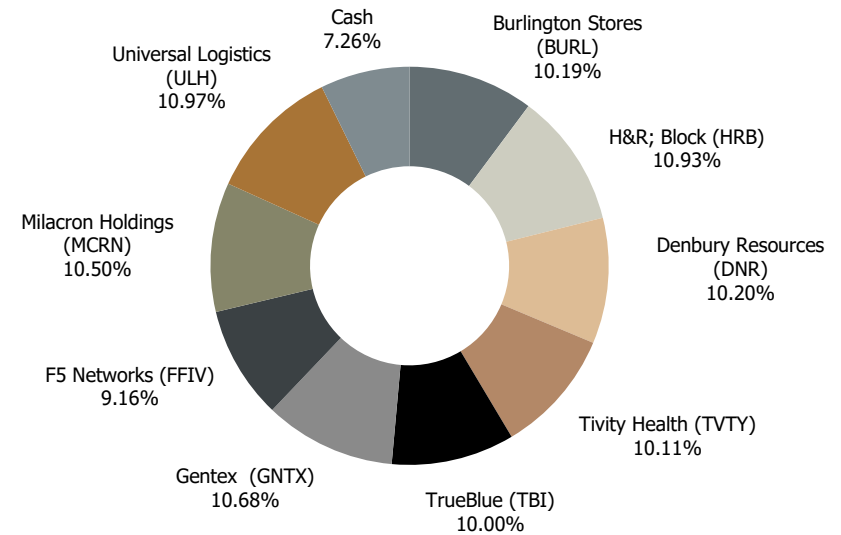
\*since 2013

## Portfolio structure

29.03.2019

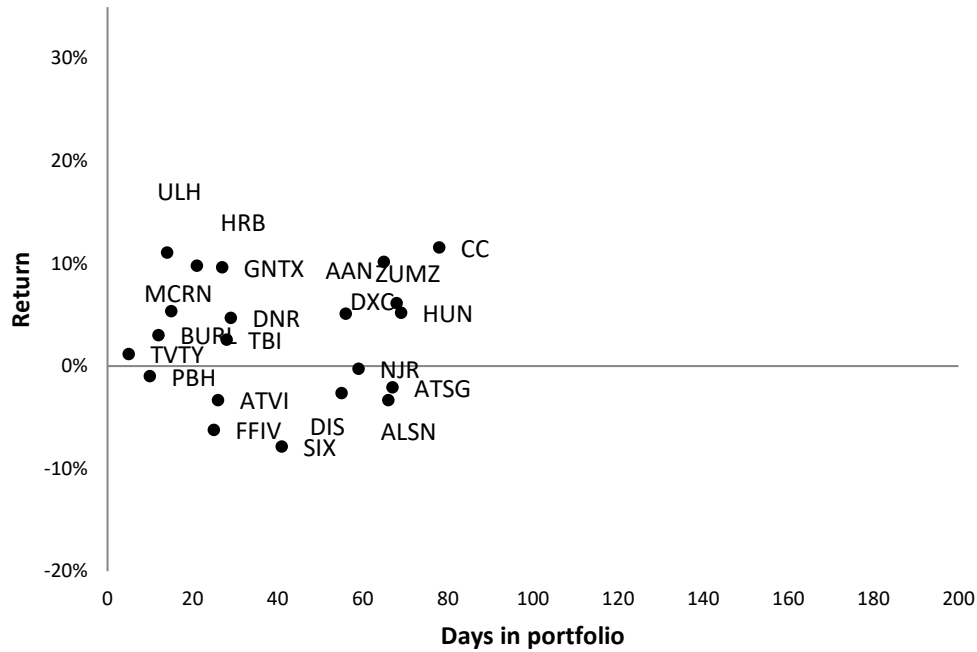


30.04.2019

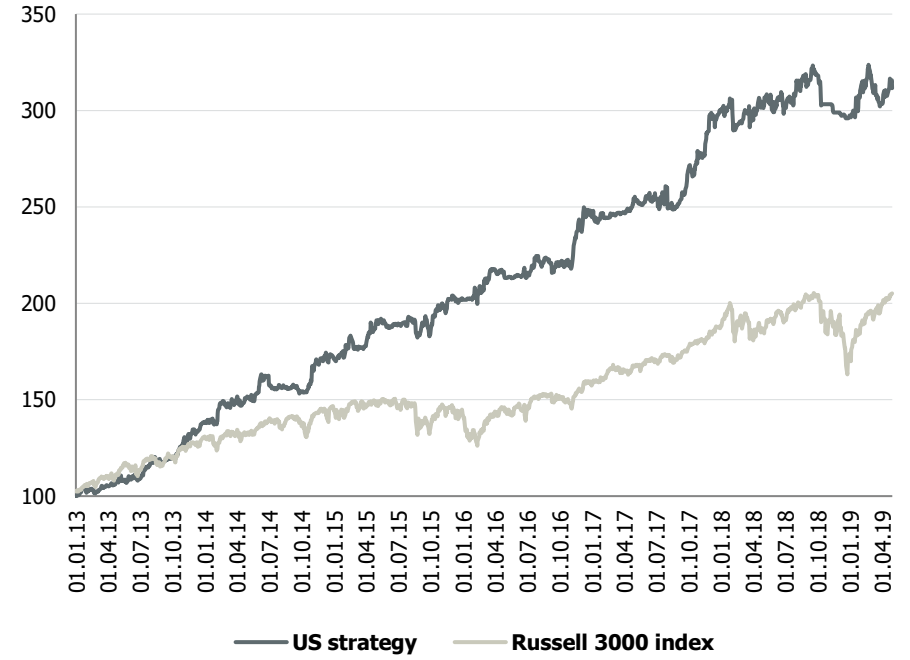


# US portfolio performance YTD

## YTD positions statistics



## Portfolio performance since inception



## Monthly performance

	J	F	M	A	M	J	J	A	S	O	N	D	FY	Benchmark
2013	3.1%	-0.7%	3.2%	2.3%	1.3%	-0.4%	7.5%	0.3%	1.7%	6.1%	6.0%	3.1%	38.6%	27.7%
2014	0.0%	6.2%	1.7%	1.3%	1.3%	5.8%	-3.5%	-0.7%	-1.1%	6.2%	4.8%	0.0%	23.7%	10.5%
2015	0.3%	2.5%	0.9%	6.8%	-1.2%	0.4%	2.3%	-4.5%	0.0%	7.3%	2.1%	0.0%	17.8%	-1.5%
2016	0.7%	1.6%	5.3%	-2.0%	0.4%	0.9%	3.4%	-0.7%	-0.4%	0.3%	7.9%	2.5%	21.3%	10.4%
2017	0.5%	0.0%	0.3%	3.0%	-0.6%	0.6%	2.2%	-3.2%	6.8%	3.6%	6.9%	0.5%	22.2%	18.9%
2018	1.9%	-3.8%	2.2%	0.6%	-0.8%	0.9%	2.4%	1.4%	1.8%	-4.8%	-1.5%	-0.5%	-0.5%	-7.0%
2019	4.5%	2.0%	-4.2%	2.6%									4.7%	17.9%

Positive month
Negative month
Flat month  
Best month
Worst month

## List of recommendations for 2019

Ticker	Name	Open date	Close date	Days open	Return
ATSG	Air Transport Services Group	27.12.2018	04.03.2019	67	-2.1%
HUN	Huntsman	09.01.2019	19.03.2019	69	5.2%
CC	The Chemours	09.01.2019	28.03.2019	78	11.6%
SIX	Six Flags Entertainment	10.01.2019	20.02.2019	41	-7.9%
ZUMZ	Zumiez	10.01.2019	19.03.2019	68	6.1%
ALSN	Allison Transmission Holdings	11.01.2019	07.03.2019	55	-2.6%
DXC	DXC Tech	11.01.2019	08.03.2019	56	5.1%
DIS	The Walt Disney	14.01.2019	21.03.2019	66	-3.3%
AAN	Aaron's	14.01.2019	20.03.2019	65	10.1%
NJR	New Jersey Resources	22.02.2019	22.04.2019	59	-0.3%
ATVI	Activision Blizzard	22.03.2019	17.04.2019	26	-3.3%
PBH	Prestige Brands Holdings	26.03.2019	05.04.2019	10	-1.0%
DNR	Denbury Resources	01.04.2019	30.04.2019	29	4.7%
TBI	TrueBlue	02.04.2019	30.04.2019	28	2.5%
GNTX	Gentex	03.04.2019	30.04.2019	27	9.6%
FFIV	F5 Networks	05.04.2019	30.04.2019	25	-6.2%
HRB	H&R; Block	09.04.2019	30.04.2019	21	9.8%
MCRN	Milacron Holdings	15.04.2019	30.04.2019	15	5.3%
ULH	Universal Logistics	16.04.2019	30.04.2019	14	11.1%
BURL	Burlington Stores	18.04.2019	30.04.2019	12	3.0%
TVTY	Tivity Health	24.04.2019	29.04.2019	5	1.2%

Positions closed or opened during current month are highlighted