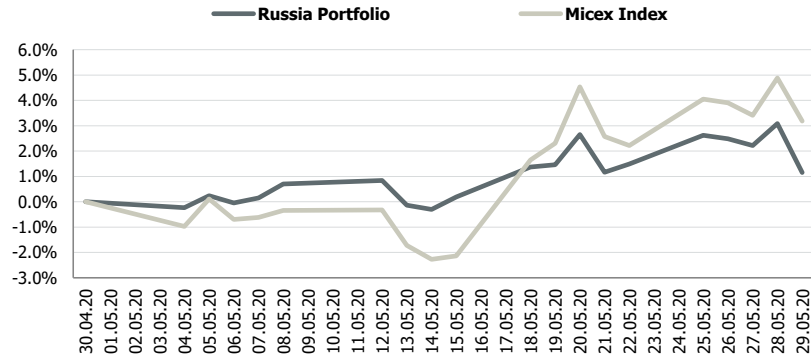


Transparent Knowledge

MTD portfolio performance vs benchmark



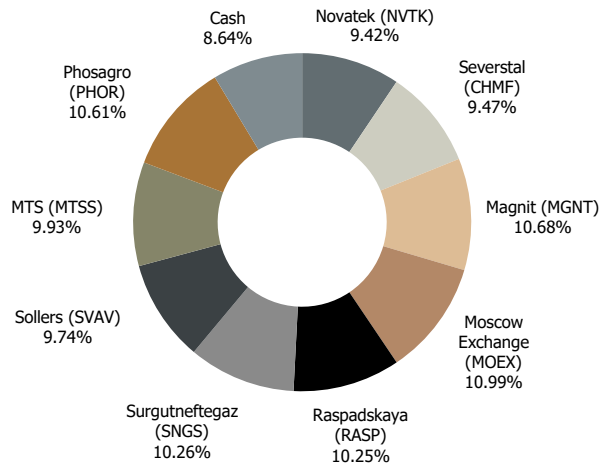
Portfolio indicators

	1 month	3 month	6 month	YTD	Since inception*
Russia portfolio	1.2%	5.8%	13.5%	8.6%	23.4%
Micex index	3.2%	-1.8%	-6.8%	-10.2%	8.3%
Standard deviation (σ)					
Portfolio	3.5%	5.8%	7.4%	7.0%	10.1%
Benchmark	6.0%	21.3%	23.0%	22.8%	18.6%
Downside risk (dd)					
Portfolio	2.7%	5.1%	5.9%	5.6%	7.5%
Benchmark	2.4%	16.8%	20.0%	18.8%	14.1%

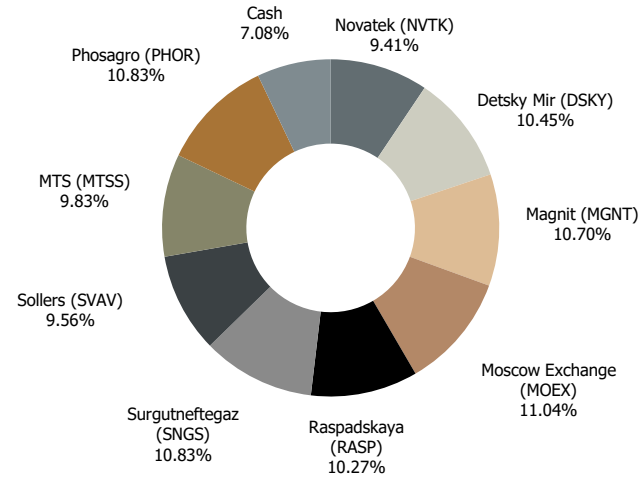
*annualised since 2013

Portfolio structure

30.04.2020

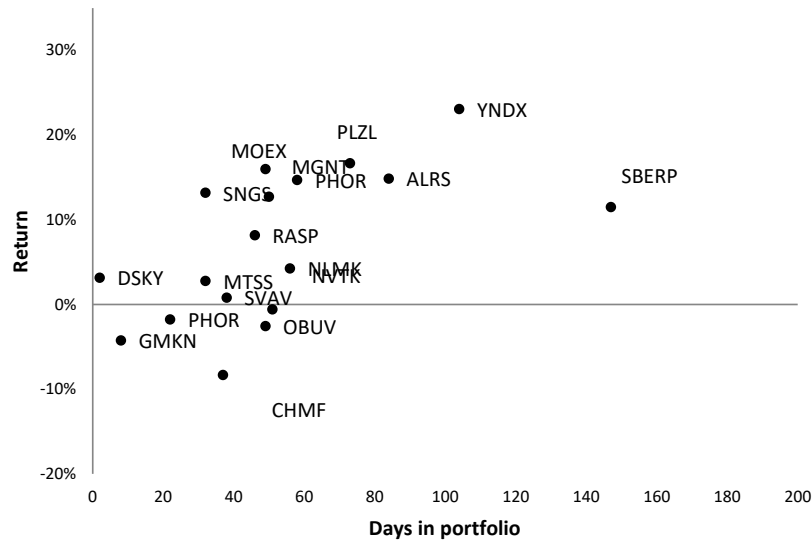


29.05.2020



Russia strategy performance

YTD positions statistics



Portfolio performance since inception



Monthly performance

	J	F	M	A	M	J	J	A	S	O	N	D	FY	Benchmark
2013	3.9%	-1.6%	-0.2%	0.2%	-2.7%	-0.1%	5.7%	1.7%	-0.7%	3.0%	-0.8%	4.4%	13.2%	-0.6%
2014	1.4%	0.9%	-0.7%	-4.6%	12.9%	1.4%	-0.1%	3.9%	3.8%	6.7%	8.2%	5.9%	46.0%	-7.1%
2015	7.5%	17.0%	-2.0%	-0.4%	0.8%	0.8%	-1.0%	4.7%	0.5%	7.2%	3.4%	0.9%	45.5%	26.1%
2016	7.1%	1.2%	1.1%	0.0%	0.0%	0.3%	5.8%	2.9%	2.0%	0.8%	0.7%	0.6%	24.7%	26.8%
2017	3.2%	-1.5%	-0.2%	1.5%	0.1%	1.8%	4.0%	10.6%	2.7%	1.6%	1.4%	0.2%	28.0%	-5.5%
2018	1.2%	-1.5%	-0.7%	-0.9%	-2.5%	-0.2%	1.2%	0.3%	1.4%	-4.6%	-0.2%	0.0%	-6.4%	11.8%
2019	2.2%	-1.6%	-0.1%	1.9%	0.3%	3.8%	2.3%	1.4%	-0.9%	1.0%	4.5%	4.6%	21.0%	29.1%
2020	4.2%	-1.5%	-0.1%	4.7%	1.2%								8.6%	-10.2%



List of recommendations for 2020

Ticker	Name	Open date	Close date	Days open	Return
VSMO	VSMPO-Avisma	06.09.2019	26.02.2020	173	38.0%
SBERP	Sberbank pref	10.09.2019	04.02.2020	147	11.5%
FESH	FESCO	01.11.2019	13.01.2020	73	36.5%
ALRS	Alrosa	05.11.2019	28.01.2020	84	14.8%
YNDX	Yandex DR	14.11.2019	26.02.2020	104	23.1%
NLMK	NLMK	10.12.2019	04.02.2020	56	4.2%
OBUV	Obuv Rossii	10.01.2020	28.02.2020	49	-2.6%
PLZL	Polyus Gold	10.01.2020	23.03.2020	73	16.7%
PHOR	Phosagro	14.01.2020	05.02.2020	22	-1.8%
PHOR	Phosagro	01.04.2020	29.05.2020	58	14.7%
NVTK	Novatek	08.04.2020	29.05.2020	51	-0.6%
CHMF	Severstal	08.04.2020	15.05.2020	37	-8.3%
MGNT	Magnit	09.04.2020	29.05.2020	50	12.7%
MOEX	Moscow Exchange	10.04.2020	29.05.2020	49	16.0%
RASP	Raspadskaya	13.04.2020	29.05.2020	46	8.1%
GMKN	Norilsk Nickel	13.04.2020	21.04.2020	8	-4.3%
SVAV	Sollers	21.04.2020	29.05.2020	38	0.8%
SNGS	Surgutneftegaz	27.04.2020	29.05.2020	32	13.2%
MTSS	MTS	27.04.2020	29.05.2020	32	2.8%
DSKY	Detsky Mir	27.05.2020	29.05.2020	2	3.1%

Positions closed or opened during current month are highlighted