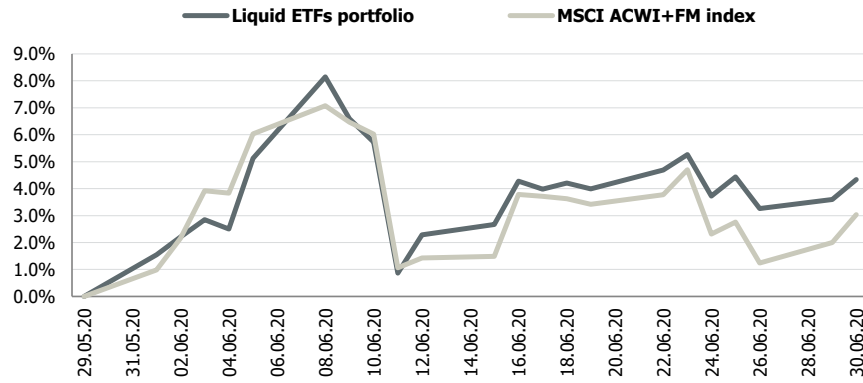


Transparent Knowledge

MTD portfolio performance vs benchmark



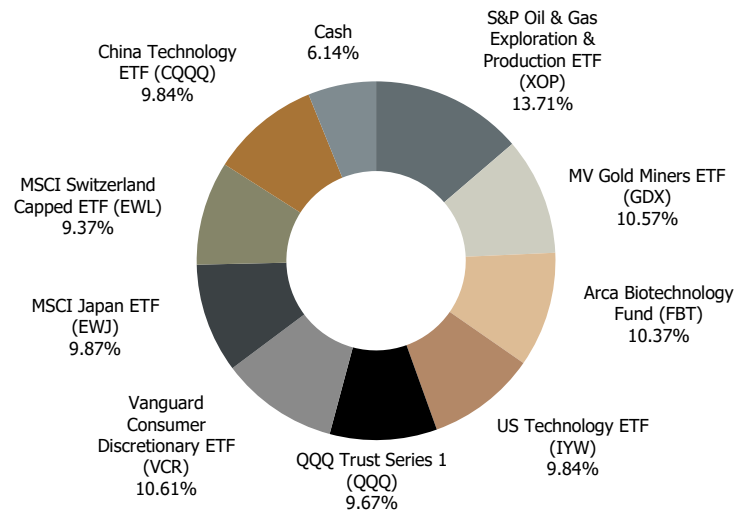
Portfolio indicators

	1 month	3 month	6 month	YTD	Since inception*
Liquid ETFs portfolio	4.3%	20.0%	19.9%	19.9%	12.5%
MSCI ACWI+FM index	3.0%	19.3%	-8.0%	-8.0%	5.6%
Standard deviation (σ)					
Portfolio	7.2%	10.2%	10.6%	10.6%	8.0%
Benchmark	6.9%	13.2%	26.0%	26.0%	14.0%
Downside risk (dd)					
Portfolio	6.1%	7.8%	9.2%	9.2%	6.2%
Benchmark	6.7%	9.4%	22.8%	22.8%	12.6%

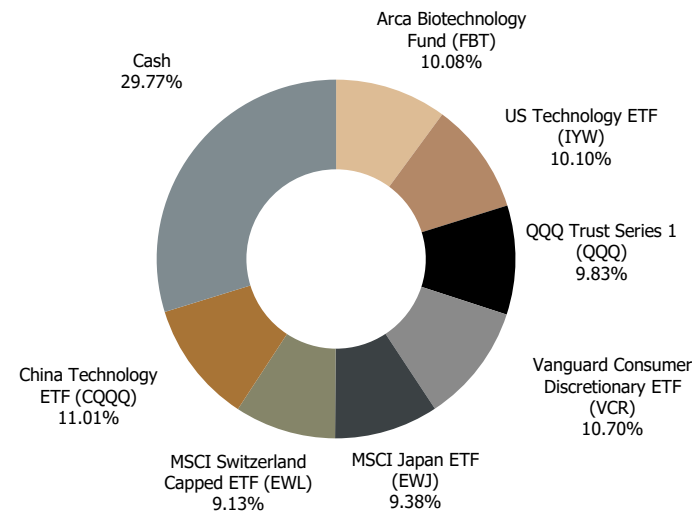
*Annualised since 2013

Portfolio structure

29.05.2020

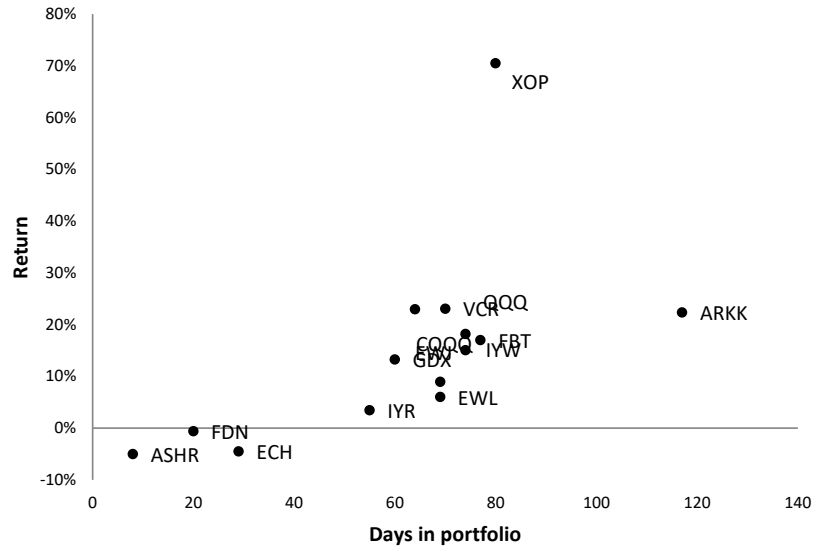


30.06.2020

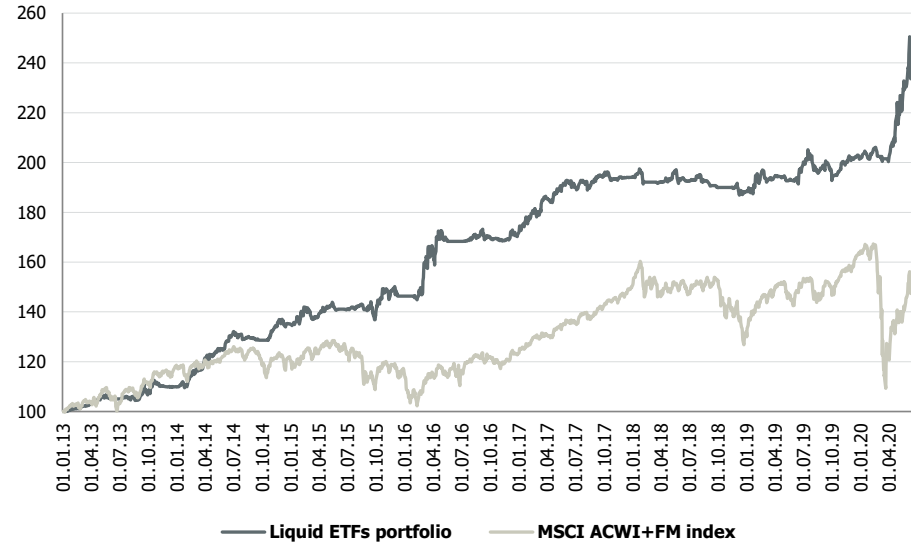


Liquid ETFs strategy performance

YTD positions statistics



Portfolio performance since inception



Monthly performance

	J	F	M	A	M	J	J	A	S	O	N	D	FY	Benchmark
2013	1.0%	0.5%	1.5%	2.3%	-0.3%	-0.1%	0.0%	-0.6%	2.1%	4.0%	-0.9%	0.0%	9.9%	18.6%
2014	0.7%	4.7%	3.6%	2.4%	1.5%	5.0%	-1.5%	0.5%	-0.8%	1.6%	4.4%	-1.0%	22.9%	1.8%
2015	0.0%	4.5%	-2.3%	2.5%	-0.4%	0.0%	0.9%	-1.0%	-1.5%	6.4%	1.2%	-2.0%	8.4%	-4.0%
2016	0.0%	0.8%	12.2%	4.2%	-2.5%	0.0%	0.7%	0.8%	-0.3%	-0.6%	0.0%	1.1%	16.9%	6.2%
2017	3.3%	0.8%	4.2%	0.9%	2.0%	-0.3%	0.9%	0.2%	1.3%	-0.9%	0.3%	0.1%	13.4%	21.7%
2018	0.9%	-1.8%	0.0%	0.5%	0.0%	-0.3%	1.0%	-1.2%	-1.0%	-0.1%	0.3%	-1.1%	-2.9%	-11.9%
2019	3.4%	-0.2%	-0.4%	0.3%	-0.8%	2.7%	1.1%	-1.3%	-0.1%	0.0%	2.5%	-0.3%	7.0%	23.8%
2020	-0.1%	0.6%	-0.5%	10.0%	4.5%								19.9%	-8.0%



List of recommendations for 2020

Ticker	Name	Open date	Close date	Days open	Return
ARKK	ARK Innovation ETF	31.10.2019	25.02.2020	117	22.3%
FDN	DJ Internet Fund	20.11.2019	10.12.2019	20	-0.6%
ECH	MSCI Chile Capped ETF	26.12.2019	24.01.2020	29	-4.5%
IYR	U.S. Real Estate ETF	02.01.2020	26.02.2020	55	3.4%
ASHR	CSI 300 China A-Shares ETF	05.03.2020	13.03.2020	8	-5.0%
XOP	S&P Oil & Gas Exploration & Production ETF	31.03.2020	19.06.2020	80	70.5%
GDV	MV Gold Miners ETF	09.04.2020	08.06.2020	60	13.2%
FBT	Arca Biotechnology Fund	14.04.2020	30.06.2020	77	17.0%
IYW	US Technology ETF	17.04.2020	30.06.2020	74	18.1%
QQQ	QQQ Trust Series 1	17.04.2020	30.06.2020	74	15.0%
VCR	Vanguard Consumer Discretionary ETF	21.04.2020	30.06.2020	70	23.1%
EWJ	MSCI Japan ETF	22.04.2020	30.06.2020	69	8.9%
EWL	MSCI Switzerland Capped ETF	22.04.2020	30.06.2020	69	6.0%
CQQQ	China Technology ETF	27.04.2020	30.06.2020	64	22.9%

Positions closed or opened during current month are highlighted