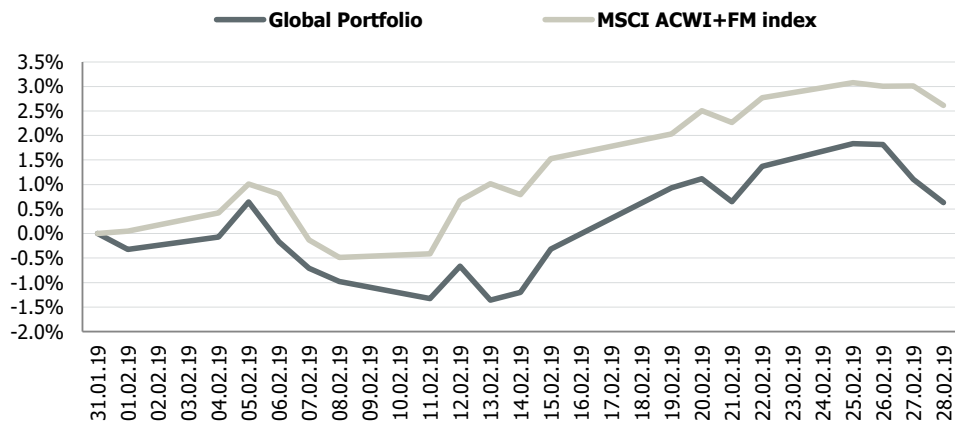


# **Transparent Knowledge**

# Global ETFs portfolio monthly data

## MTD portfolio performance vs benchmark

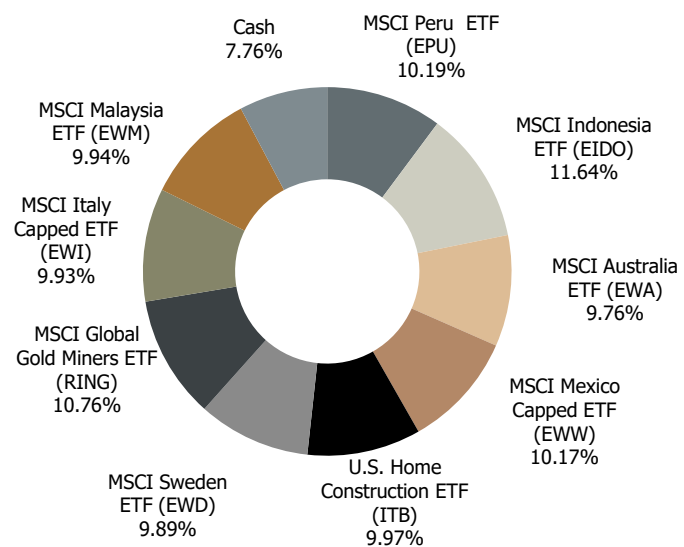


## Portfolio indicators

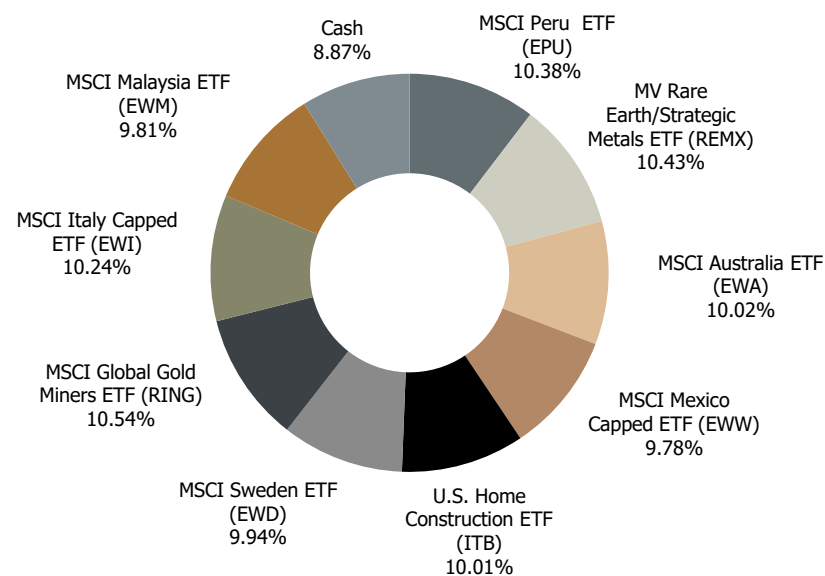
	1 month	3 month	6 month	YTD	Since inception
<b>Global portfolio</b>	0.6%	1.8%	0.0%	4.0%	14.8%
<b>MSCI ACWI+FM index</b>	2.6%	2.7%	-4.3%	10.9%	6.4%
<b>Standard deviation (σ)</b>					
Portfolio	2.6%	4.8%	5.5%	3.6%	8.3%
Benchmark	2.0%	7.2%	9.8%	4.4%	10.7%
<b>Downside risk (dd)</b>					
Portfolio	0.9%	2.9%	3.6%	1.8%	6.3%
Benchmark	1.1%	4.5%	6.7%	2.3%	8.4%

## Portfolio structure

31.01.2019

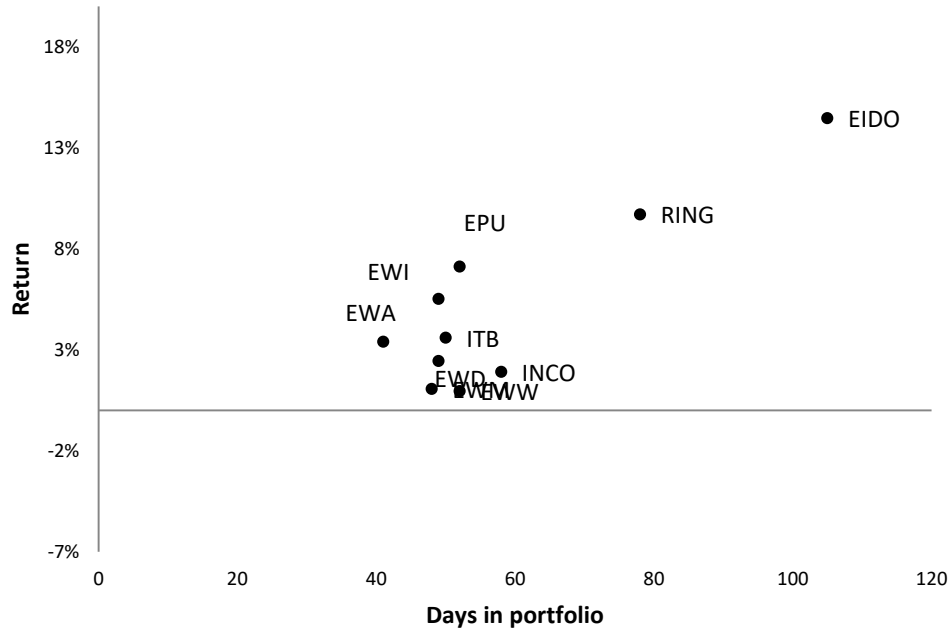


28.02.2019

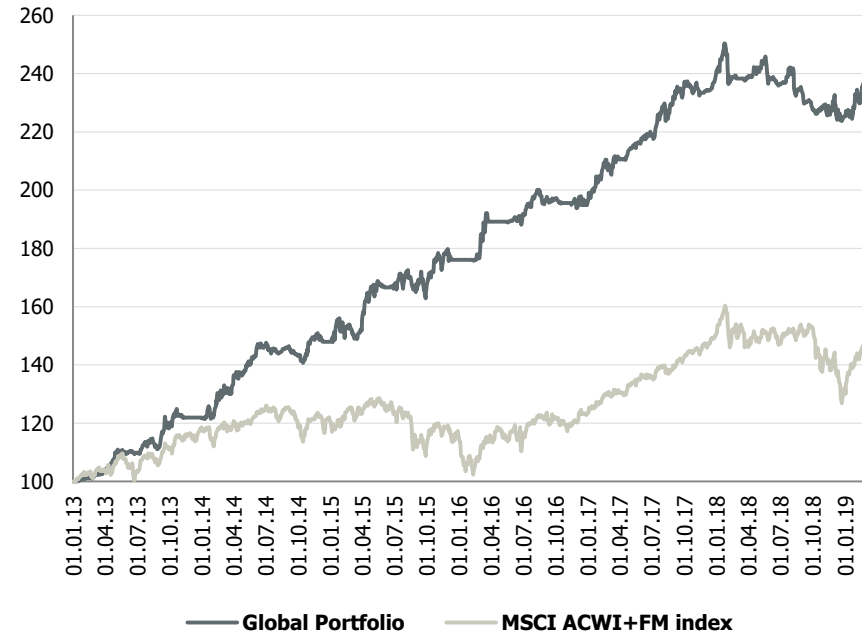


# Global portfolio performance YTD

## YTD positions statistics



## Portfolio performance since inception



## Monthly performance

	J	F	M	A	M	J	J	A	S	O	N	D	FY	Benchmark
2013	1.1%	0.4%	1.8%	6.3%	-0.6%	0.4%	2.2%	-0.8%	6.2%	3.6%	-0.5%	0.0%	21.9%	18.6%
2014	0.8%	5.8%	2.5%	3.2%	3.7%	2.6%	-1.3%	1.1%	-1.7%	1.9%	2.5%	-1.4%	21.3%	1.8%
2015	2.4%	0.9%	-0.7%	8.8%	1.0%	0.1%	2.3%	-2.3%	-0.9%	6.3%	1.6%	-1.5%	19.1%	-4.0%
2016	0.0%	0.3%	7.1%	0.0%	-0.2%	1.0%	3.4%	-1.3%	0.9%	-0.8%	-0.8%	0.5%	10.7%	6.2%
2017	4.5%	1.6%	1.8%	1.5%	1.0%	1.5%	4.0%	1.2%	1.6%	-0.1%	-0.1%	1.8%	22.2%	21.7%
2018	3.5%	-3.3%	0.2%	1.1%	-1.3%	-0.7%	2.3%	-3.2%	-2.3%	-0.3%	0.8%	-2.1%	-5.4%	-11.9%
2019	3.4%	0.6%											4.0%	10.9%



## List of recommendations for 2019

---

Ticker	Name	Open date	Close date	Days open	Return
EIDO	MSCI Indonesia ETF	06.11.2018	19.02.2019	105	14.5%
INCO	EGShares India Consumer ETF	19.11.2018	16.01.2019	58	1.9%
RING	MSCI Global Gold Miners ETF	12.12.2018	28.02.2019	78	9.7%
EPU	MSCI Peru ETF	07.01.2019	28.02.2019	52	7.1%
EWV	MSCI Mexico Capped ETF	07.01.2019	28.02.2019	52	1.0%
ITB	U.S. Home Construction ETF	09.01.2019	28.02.2019	50	3.6%
EWD	MSCI Sweden ETF	10.01.2019	28.02.2019	49	2.4%
EWI	MSCI Italy Capped ETF	10.01.2019	28.02.2019	49	5.5%
EWM	MSCI Malaysia ETF	11.01.2019	28.02.2019	48	1.1%
EWA	MSCI Australia ETF	18.01.2019	28.02.2019	41	3.4%
REMX	MV Rare Earth/Strategic Metals ETF	20.02.2019	28.02.2019	8	4.0%

Positions closed or opened during current month are highlighted