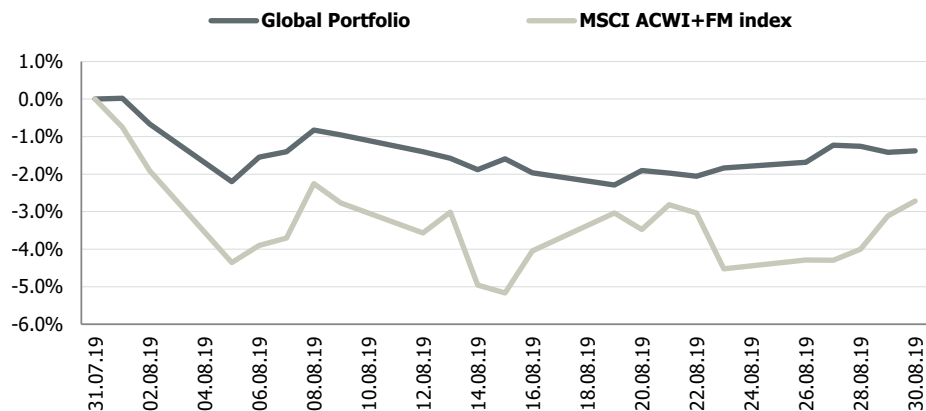


# **Transparent Knowledge**

# Global portfolio monthly data

## MTD portfolio performance vs benchmark



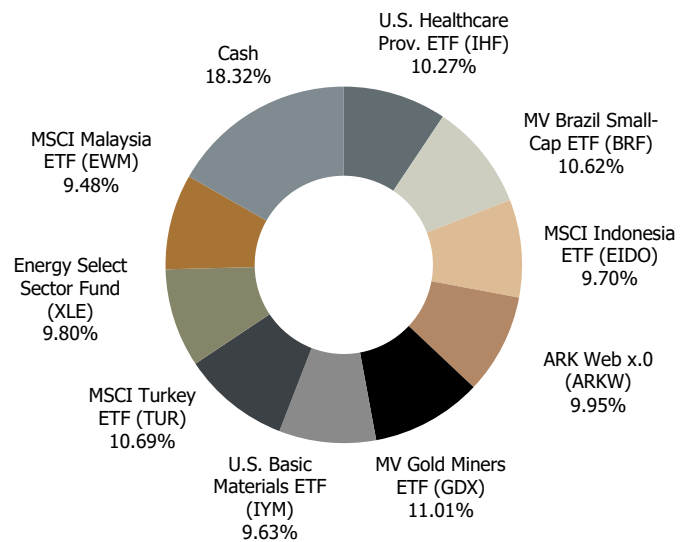
## Portfolio indicators

	1 month	3 month	6 month	YTD	Since inception*
<b>Global portfolio</b>	-1.4%	3.8%	3.1%	7.3%	14.2%
<b>MSCI ACWI+FM index</b>	-2.7%	3.5%	0.8%	11.8%	6.0%
<b>Standard deviation (σ)</b>					
Portfolio	2.2%	4.0%	4.6%	5.9%	8.2%
Benchmark	4.7%	5.7%	7.5%	8.8%	10.7%
<b>Downside risk (dd)</b>					
Portfolio	1.8%	3.2%	3.8%	4.2%	6.2%
Benchmark	3.5%	4.6%	5.8%	6.4%	8.4%

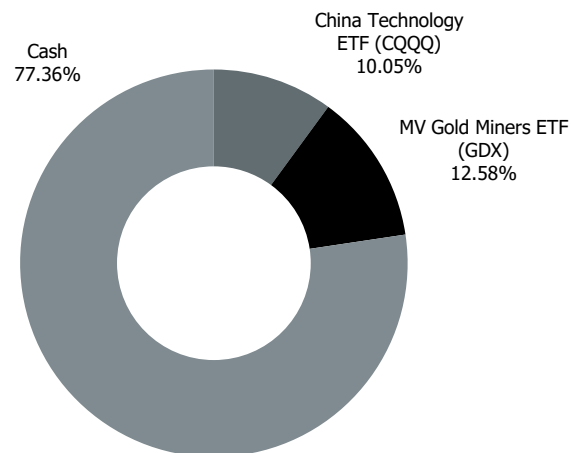
\*annualised since 2013

## Portfolio structure

31.07.2019

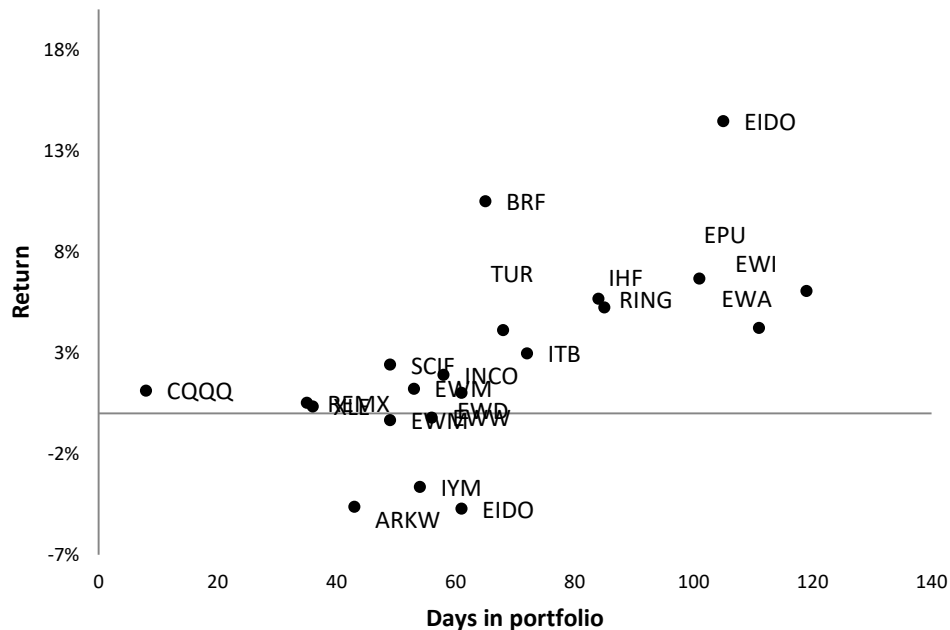


30.08.2019

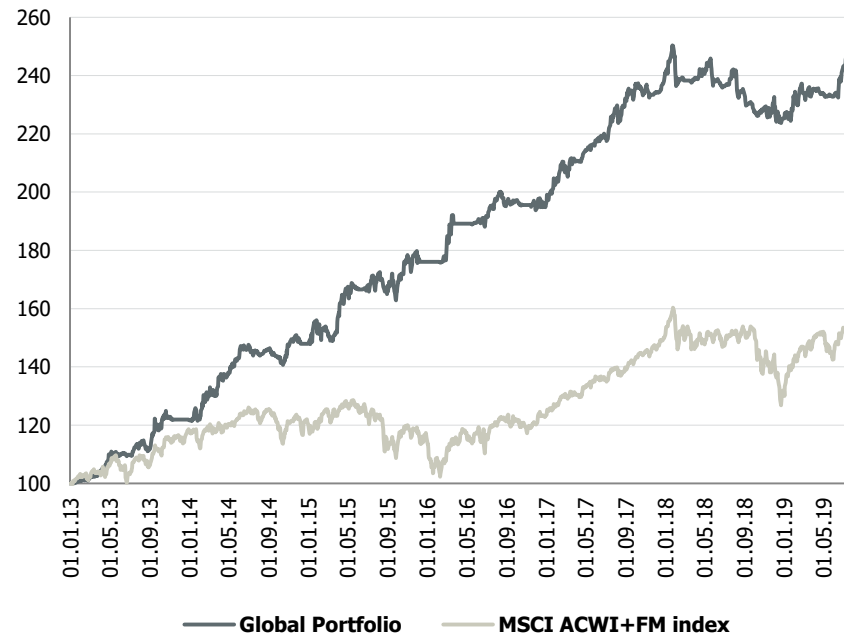


# Global portfolio performance YTD

## YTD positions statistics



## Portfolio performance since inception



## Monthly performance

	J	F	M	A	M	J	J	A	S	O	N	D	FY	Benchmark
2013	1.1%	0.4%	1.8%	6.3%	-0.6%	0.4%	2.2%	-0.8%	6.2%	3.6%	-0.5%	0.0%	21.9%	18.6%
2014	0.8%	5.8%	2.5%	3.2%	3.7%	2.6%	-1.3%	1.1%	-1.7%	1.9%	2.5%	-1.4%	21.3%	1.8%
2015	2.4%	0.9%	-0.7%	8.8%	1.0%	0.1%	2.3%	-2.3%	-0.9%	6.3%	1.6%	-1.5%	19.1%	-4.0%
2016	0.0%	0.3%	7.1%	0.0%	-0.2%	1.0%	3.4%	-1.3%	0.9%	-0.8%	-0.8%	0.5%	10.7%	6.2%
2017	4.5%	1.6%	1.8%	1.5%	1.0%	1.5%	4.0%	1.2%	1.6%	-0.1%	-0.1%	1.8%	22.2%	21.7%
2018	3.5%	-3.3%	0.2%	1.1%	-1.3%	-0.7%	2.3%	-3.2%	-2.3%	-0.3%	0.8%	-2.1%	-5.4%	-11.9%
2019	3.4%	0.6%	0.0%	-0.2%	-0.5%	3.5%	1.7%	-1.4%					7.3%	11.8%

Positive month    
  Negative month    
  Flat month  
 Best month    
  Worst month

## List of recommendations for 2019

Ticker	Name	Open date	Close date	Days open	Return
EIDO	MSCI Indonesia ETF	06.11.2018	19.02.2019	105	14.5%
INCO	EGShares India Consumer ETF	19.11.2018	16.01.2019	58	1.9%
RING	MSCI Global Gold Miners ETF	12.12.2018	06.03.2019	84	5.7%
EPU	MSCI Peru ETF	07.01.2019	18.04.2019	101	6.7%
EWW	MSCI Mexico Capped ETF	07.01.2019	04.03.2019	56	-0.2%
ITB	U.S. Home Construction ETF	09.01.2019	22.03.2019	72	3.0%
EWD	MSCI Sweden ETF	10.01.2019	12.03.2019	61	1.0%
EWI	MSCI Italy Capped ETF	10.01.2019	09.05.2019	119	6.1%
EWM	MSCI Malaysia ETF	11.01.2019	05.03.2019	53	1.2%
EWA	MSCI Australia ETF	18.01.2019	09.05.2019	111	4.2%
REMX	MV Rare Earth/Strategic Metals ETF	20.02.2019	27.03.2019	35	0.5%
SCIF	India Small-Cap ETF	08.03.2019	26.04.2019	49	2.4%
IHF	U.S. Healthcare Prov. ETF	13.05.2019	06.08.2019	85	5.3%
BRF	MV Brazil Small-Cap ETF	04.06.2019	08.08.2019	65	10.5%
EIDO	MSCI Indonesia ETF	05.06.2019	05.08.2019	61	-4.7%
EWM	MSCI Malaysia ETF	05.06.2019	24.07.2019	49	-0.3%
GDX	MV Gold Miners ETF	06.06.2019	30.08.2019	85	30.6%
IYM	U.S. Basic Materials ETF	12.06.2019	05.08.2019	54	-3.6%
TUR	MSCI Turkey ETF	12.06.2019	19.08.2019	68	4.1%
ARKW	ARK Web x.0	24.06.2019	06.08.2019	43	-4.6%
XLE	Energy Select Sector Fund	25.06.2019	31.07.2019	36	0.3%
CQQQ	China Technology ETF	22.08.2019	30.08.2019	8	1.1%

Positions closed or opened during current month are highlighted