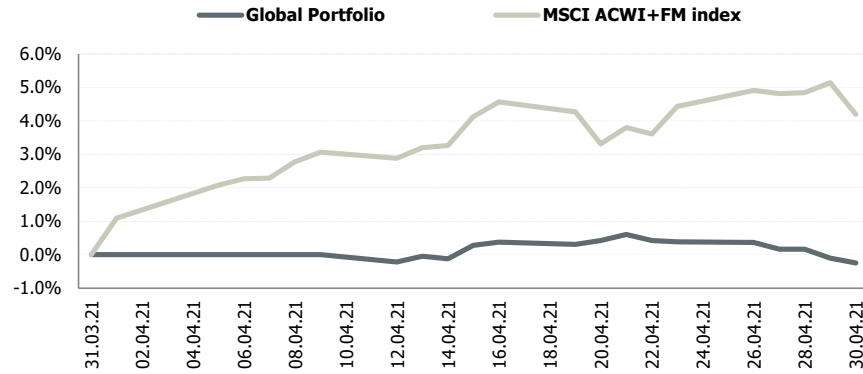


Transparent Knowledge

MTD portfolio performance vs benchmark

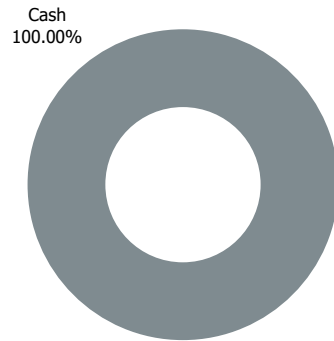


Portfolio indicators

	1 month	3 month	6 month	YTD	Since inception*
Global portfolio	-0.2%	0.9%	10.2%	-0.1%	16.8%
MSCI ACWI+FM index	4.2%	9.4%	29.0%	9.2%	8.9%
Standard deviation (σ)					
Portfolio	0.7%	1.5%	7.9%	5.2%	9.5%
Benchmark	2.4%	5.7%	8.4%	6.8%	13.9%
Downside risk (dd)					
Portfolio	0.4%	0.9%	7.3%	5.4%	7.6%
Benchmark	1.5%	3.4%	5.3%	4.5%	12.3%

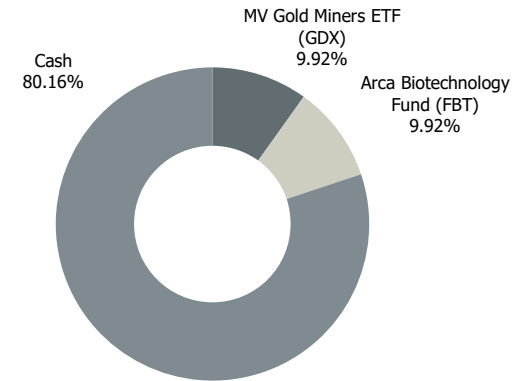
*annualised since 2013

31.03.2021



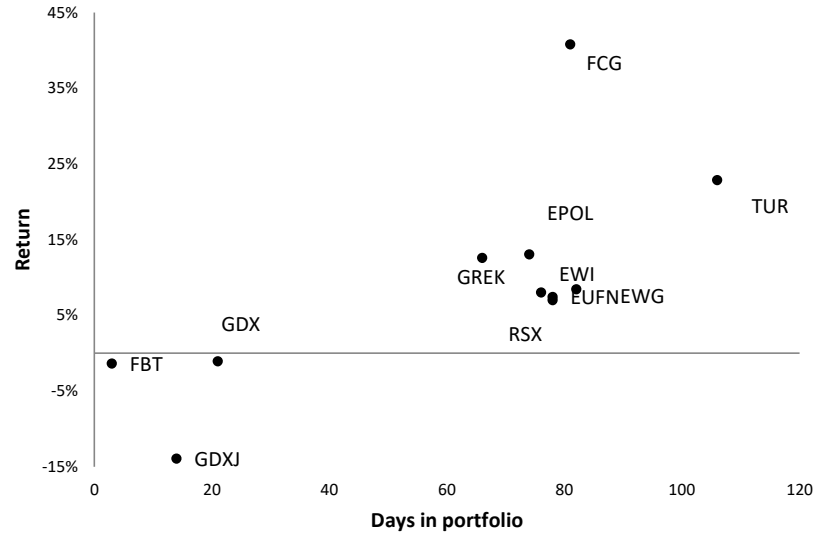
Portfolio structure

30.04.2021

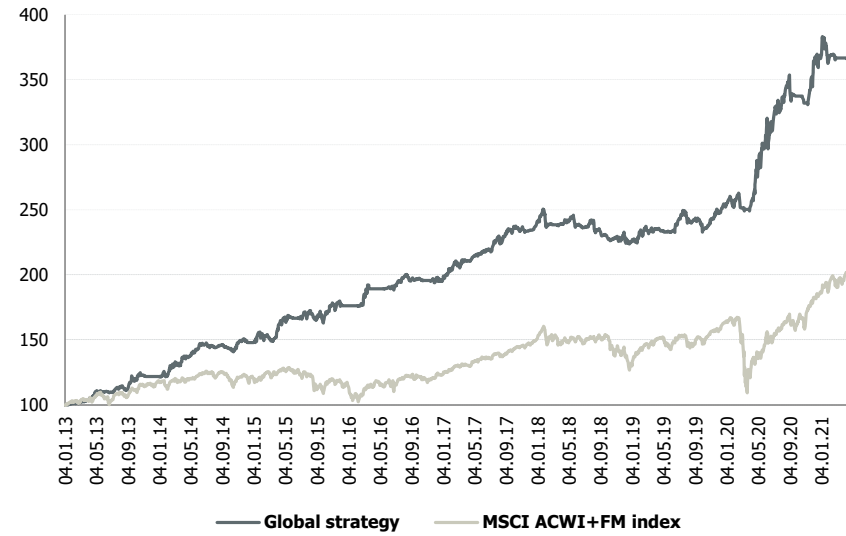


Global strategy performance

YTD positions statistics



Portfolio performance since inception



Monthly performance

	J	F	M	A	M	J	J	A	S	O	N	D	FY	Benchmark
2013	1.1%	0.4%	1.8%	6.3%	-0.6%	0.4%	2.2%	-0.8%	6.2%	3.6%	-0.5%	0.0%	21.9%	18.6%
2014	0.8%	5.8%	2.5%	3.2%	3.7%	2.6%	-1.3%	1.1%	-1.7%	1.9%	2.5%	-1.4%	21.3%	1.8%
2015	2.4%	0.9%	-0.7%	8.8%	1.0%	0.1%	2.3%	-2.3%	-0.9%	6.3%	1.6%	-1.5%	19.1%	-4.0%
2016	0.0%	0.3%	7.1%	0.0%	-0.2%	1.0%	3.4%	-1.3%	0.9%	-0.8%	-0.8%	0.5%	10.7%	6.2%
2017	4.5%	1.6%	1.8%	1.5%	1.0%	1.5%	4.0%	1.2%	1.6%	-0.1%	-0.1%	1.8%	22.2%	21.7%
2018	3.5%	-3.3%	0.2%	1.1%	-1.3%	-0.7%	2.3%	-3.2%	-2.3%	-0.3%	0.8%	-2.1%	-5.4%	-11.9%
2019	3.4%	0.6%	0.0%	-0.2%	-0.5%	3.5%	1.7%	-1.4%	-1.2%	0.1%	4.4%	1.1%	12.0%	23.8%
2020	-0.3%	-0.1%	-0.5%	13.3%	5.4%	5.2%	3.9%	7.1%	-3.7%	-1.6%	3.8%	6.3%	45.0%	14.4%
2021	-1.0%	0.7%	0.5%	-0.2%									-0.1%	9.2%



List of recommendations for 2021

Ticker	Name	Open date	Close date	Days open	Return
EUFN	MSCI Europe Financials ETF	11.11.2020	28.01.2021	78	7.4%
EWI	MSCI Italy Capped ETF	11.11.2020	26.01.2021	76	8.0%
EPOL	MSCI Poland ETF	12.11.2020	25.01.2021	74	13.0%
RSX	MV Russia ETF	12.11.2020	29.01.2021	78	7.0%
EWG	MSCI Germany ETF	13.11.2020	03.02.2021	82	8.4%
FCG	First Trust Natural Gas ETF	13.11.2020	02.02.2021	81	40.8%
TUR	MSCI Turkey ETF	16.11.2020	02.03.2021	106	22.8%
GREK	MSCI Greece ETF	17.11.2020	22.01.2021	66	12.6%
GDXJ	MV Junior Gold Miners ETF	05.01.2021	19.01.2021	14	-13.9%
GDX	MV Gold Miners ETF	09.04.2021	30.04.2021	21	-1.1%

Positions closed or opened during current month are highlighted